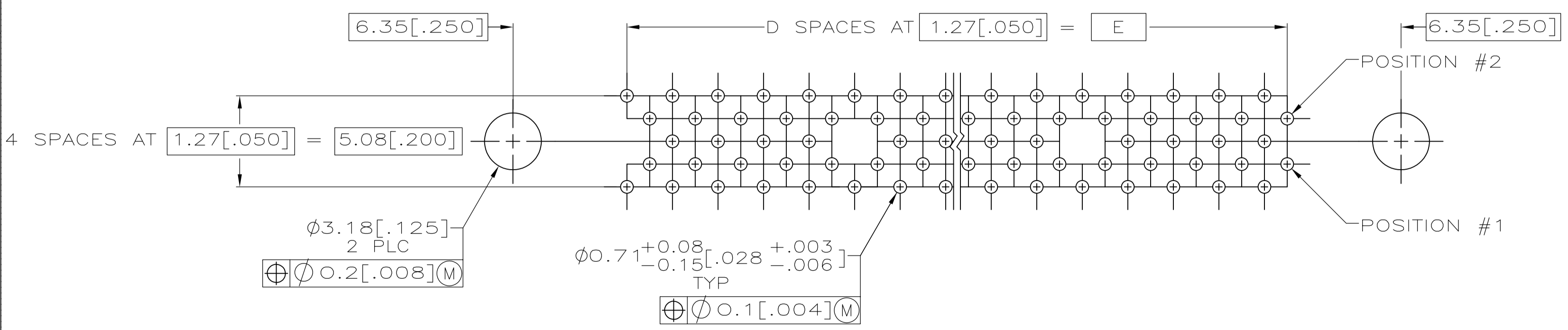
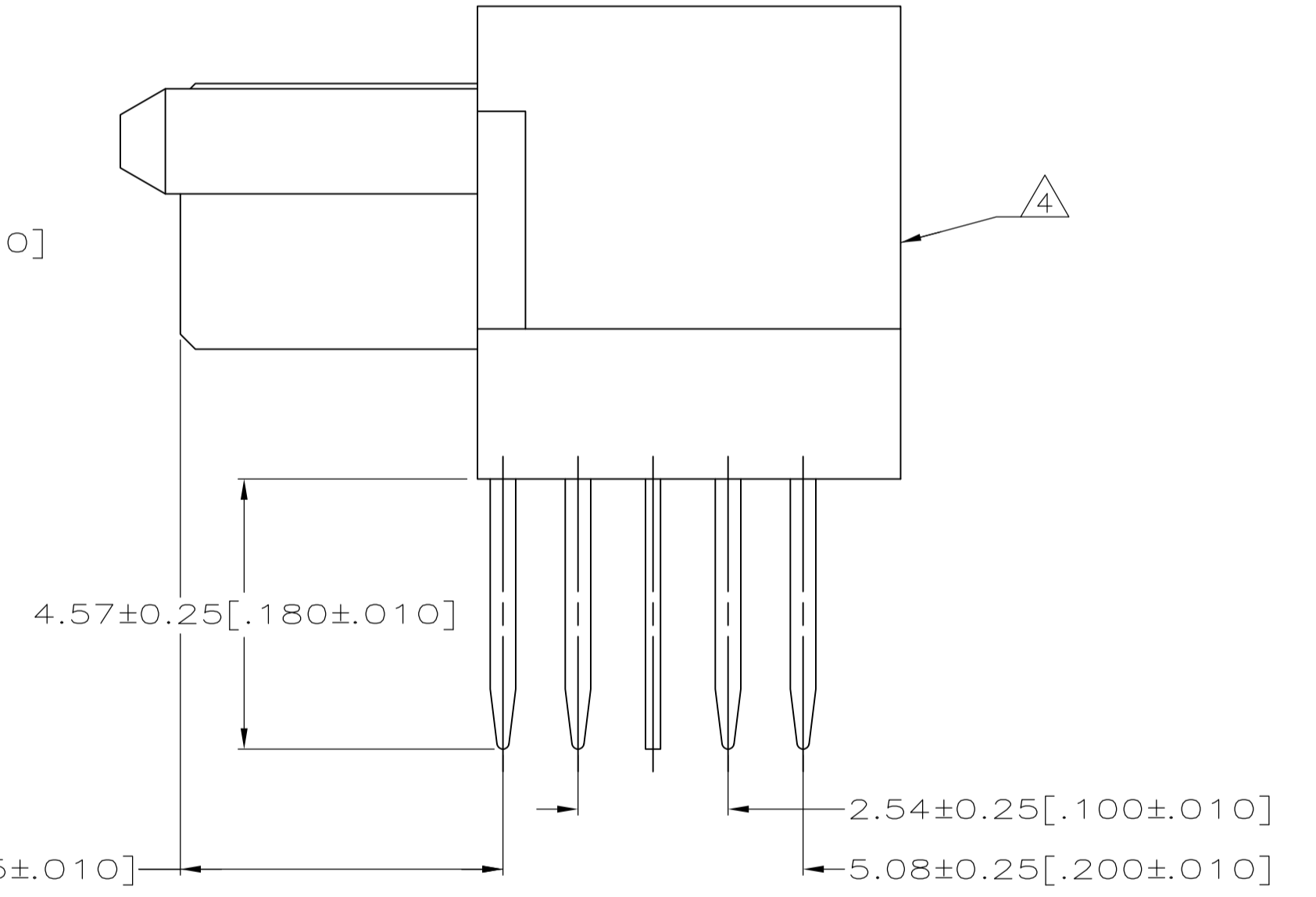
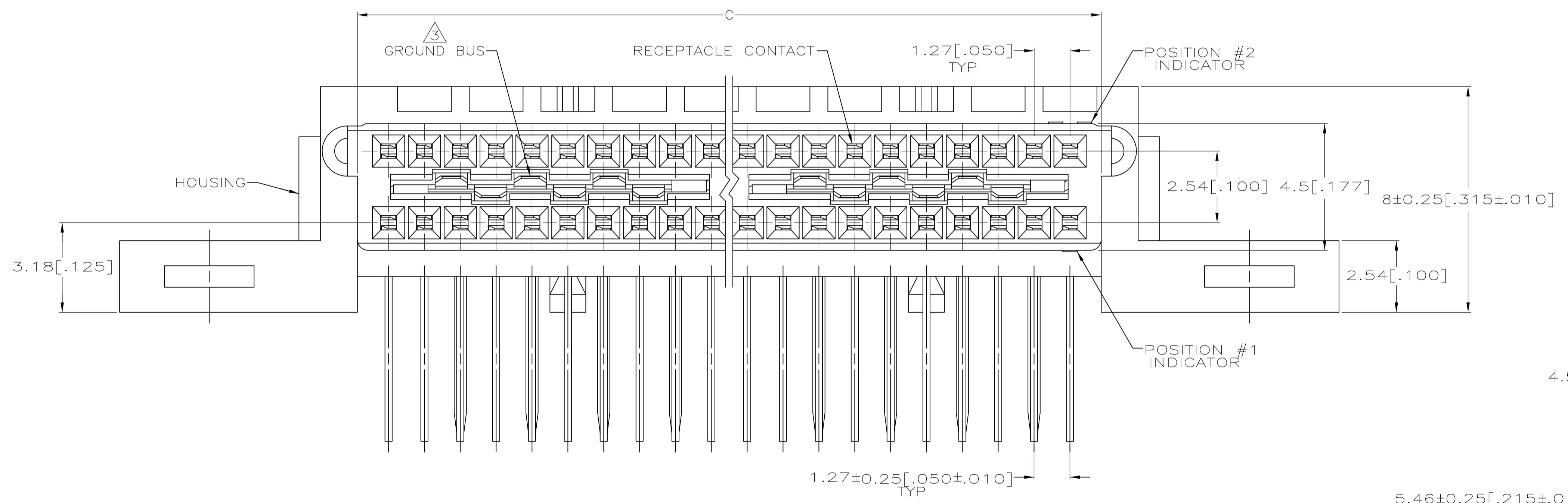


- 1 MOLDED PARTS: HIGH TEMPERATURE THERMOPLASTIC, COLOR NATURAL.  
RECEPTACLE CONTACTS: PHOSPHOR BRONZE.  
GROUND BUSES: PHOSPHOR BRONZE.
- 2 CONTACTS & GROUND BUSES: 0.00076(.00030) MIN. GOLD PER ASTM B 488 ON CONTACT AREA, 0.00254-0.00762(.000100-.000300) MATTE TIN PER ASTM B 545 ON SOLDER TAIL, ALL OVER 0.00127-0.00254(.000050-.000100) MATTE NICKEL PER SAE AMS-QQ-N-290 ON ENTIRE CONTACT.
- 3 ONE GROUND BUS WITH 4 TAILS PER EACH 20 RECEPTACLE CONTACTS.
- 4 ASSEMBLIES 140 POSITIONS OR SMALLER HAVE A ONE PIECE ORGANIZER. ASSEMBLIES 160 POSITIONS OR LARGER HAVE MULTIPLE ORGANIZERS OF 40 AND/OR 60 POSITIONS.



RECOMMENDED PC BOARD HOLE LAYOUT  
(VIEWED FROM CONNECTOR SIDE)

87.63 [3.450]	69	89.84 [3.537]	100.33 [3.950]	106.68 [4.200]	140	5536299-6
E	D	C	B	A	NO OF POS	PART NUMBER
THIS DRAWING IS A CONTROLLED DOCUMENT.						
DIMENSIONS: INCHES		TOLERANCES UNLESS OTHERWISE SPECIFIED:		DIN G. ATTADIA 01-19-05 CJK 01-19-05 D. DIXON 01-19-05 APVD D. DIXON 01-19-05 NAME: RECEPTACLE ASSEMBLY, RIGHT ANGLE, 4.57[.180] TAIL, BOARD TO BOARD, MICRO-STRIP PRODUCT SPEC: 108-1272 APPLICATION SPEC:		
0 PLC ± - 1 PLC ± - 2 PLC ± - 3 PLC ± 0.1[.005] 4 PLC ± - ANGLES ± -		FINISH:		SIZE: A1 CAGE CODE: 5536299 DRAWING NO: 00779 WEIGHT:		
MATERIAL: 1		FINISH: 2		CUSTOMER DRAWING		
SCALE: 10:1				SHEET 1 OF 1 REV A		