


Features

- 3 kA, 8/20 μ s surge capability
- Low clamping voltage under surge
- Bidirectional TVS
- Excellent performance over temperature
-  UL Recognized

Applications

- High power DC bus protection

PTVS3-xxxC-TH Series High Current TVS Diodes

General Information

The Model PTVS3-xxxC-TH Series high current bidirectional TVS diodes are designed for use in high power DC bus clamping applications. These devices offer bidirectional port protection and are available with standoff voltage ratings of 58 V and 76 V.

The devices are RoHS* compliant and UL Recognized (pending). They also meet IEC 61000-4-5 8/20 μ s current surge requirements.



Agency Approval

Description	
UL	File Number: E313168

Absolute Maximum Ratings (@ $T_A = 25^\circ\text{C}$ Unless Otherwise Noted)

Rating		Symbol	Value	Unit
Repetitive Standoff Voltage	PTVS3-058C-TH PTVS3-076C-TH	V_{WM}	58 76	V
Peak Current Rating per 8/20 μ s IEC 61000-4-5		I_{PPM}	3	kA
Operating Junction Temperature Range		T_J	-55 to +125	$^\circ\text{C}$
Storage Temperature Range		T_S	-55 to +150	$^\circ\text{C}$
Lead Temperature, Soldering (10 s)			260	$^\circ\text{C}$

Electrical Characteristics (@ $T_A = 25^\circ\text{C}$ Unless Otherwise Noted)

Parameter	Test Conditions	Min.	Typ.	Max.	Unit
I_D Standby Current	$V_D = V_{WM}$			10	μA
$V_{(BR)}$ Breakdown Voltage	$I_{BR} = 10\text{ mA}$	PTVS3-058C-TH 64 PTVS3-076C-TH 85	67 90	70 95	V
V_C Clamping Voltage (1) per IEC61000-4-5 (8/20 μ s current waveform)	$I_{PP} = 3\text{ kA}$	PTVS3-058C-TH PTVS3-076C-TH		110 140	V
$V_{(BR)}$ Temperature Coefficient			0.1		$\%/^\circ\text{C}$
C Capacitance	$F = 10\text{ kHz}$, $V_d = 1\text{ Vrms}$	PTVS3-058C-TH PTVS3-076C-TH	2.3 1.7		nF

(1) V_C measured at the time which is coincident with the peak surge current.

BOURNS®

Asia-Pacific: Tel: +886-2 2562-4117 • Fax: +886-2 2562-4116

EMEA: Tel: +36 88 520 390 • Fax: +36 88 520 211

The Americas: Tel: +1-951 781-5500 • Fax: +1-951 781-5700

www.bourns.com

*RoHS Directive 2002/95/EC Jan. 27, 2003 including annex and RoHS Recast 2011/65/EU June 8, 2011.

Specifications are subject to change without notice.

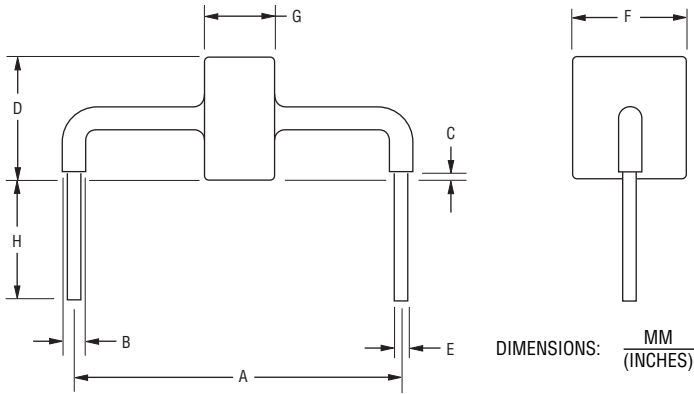
The device characteristics and parameters in this data sheet can and do vary in different applications and actual device performance may vary over time. Users should verify actual device performance in their specific applications.

PTVS3-xxxC-TH Series High Current TVS Diodes



Product Dimensions

Epoxy encapsulation materials conform to UL 94V-0. Silver plated lead finish conforms to the solderability requirements of JESD22-B102, Pb free solder. Package dimensions are shown below:




Dim.	PTVS3-058C-TH	PTVS3-076C-TH
A	$\frac{24.15 \pm 0.72}{(0.951 \pm 0.028)}$	
B	$\frac{2.40 \pm 0.50}{(0.094 \pm 0.020)}$	
C	$\frac{1.75 \pm 1.25}{(0.069 \pm 0.049)}$	
D	$\frac{10.80}{(0.425)}$ Max.	
E	$\frac{1.25 \pm 0.05}{(0.049 \pm 0.002)}$	
F	$\frac{9.30}{(0.366)}$ Max.	
G	$\frac{5.00}{(0.197)}$ Max.	$\frac{6.00}{(0.236)}$ Max.
H	$\frac{6.00 \pm 1.00}{(0.236 \pm 0.039)}$	

Typical Part Marking

PTVS3-058C-TH3058
 PTVS3-076C-TH3076

How to Order



REV. 07/15

Specifications are subject to change without notice. The device characteristics and parameters in this data sheet can and do vary in different applications and actual device performance may vary over time. Users should verify actual device performance in their specific applications.