

Single Coin-cell Battery Transmitter

- Supply voltage: 1.8 to 3.6 V
- Standby current < 10 nA
- Crystal-less operation:
 - ± 150 ppm 0 to $+70^\circ\text{C}$
 - ± 250 ppm -40 to $+85^\circ\text{C}$
- Temperature range -40 to $+85^\circ\text{C}$
- Automotive grade available
- 10P MSOP/14P SOIC
- Pb free/RoHS compliant

RF Transmitter

- Frequency range: 27–960 MHz
- +10 dBm output power, adjustable
- Automatic antenna tuning
- Symbol rate up to 100 kBAud
- FSK/OOK modulation
- Manchester, NRZ, 4/5 encoder

Analog Peripherals

- LDO regulator with POR circuit
- Integrated temperature sensor
- Low battery detector

High-Speed 8051 μC Core

- Pipeline instruction architecture
- 70% of instructions in 1 or 2 clocks
- Up to 24 MIPs with 24 MHz clock

Memory

- 4 kB RAM/8K NVM
- 128 bit EEPROM
- 256 byte of internal data RAM
- 256 byte of external data RAM (XREG)
- 12 kB ROM embedded functions
- 8 byte low leakage RAM (preserved in standby)

Digital Peripherals

- 128 bit AES Accelerator
- 4/8 GPIO with wake-up functionality
- 1 LED driver
- Data serializer
- High-speed frequency counter
- RTC, Timers 2, 3
- On-chip debugging—C2

Clock Sources

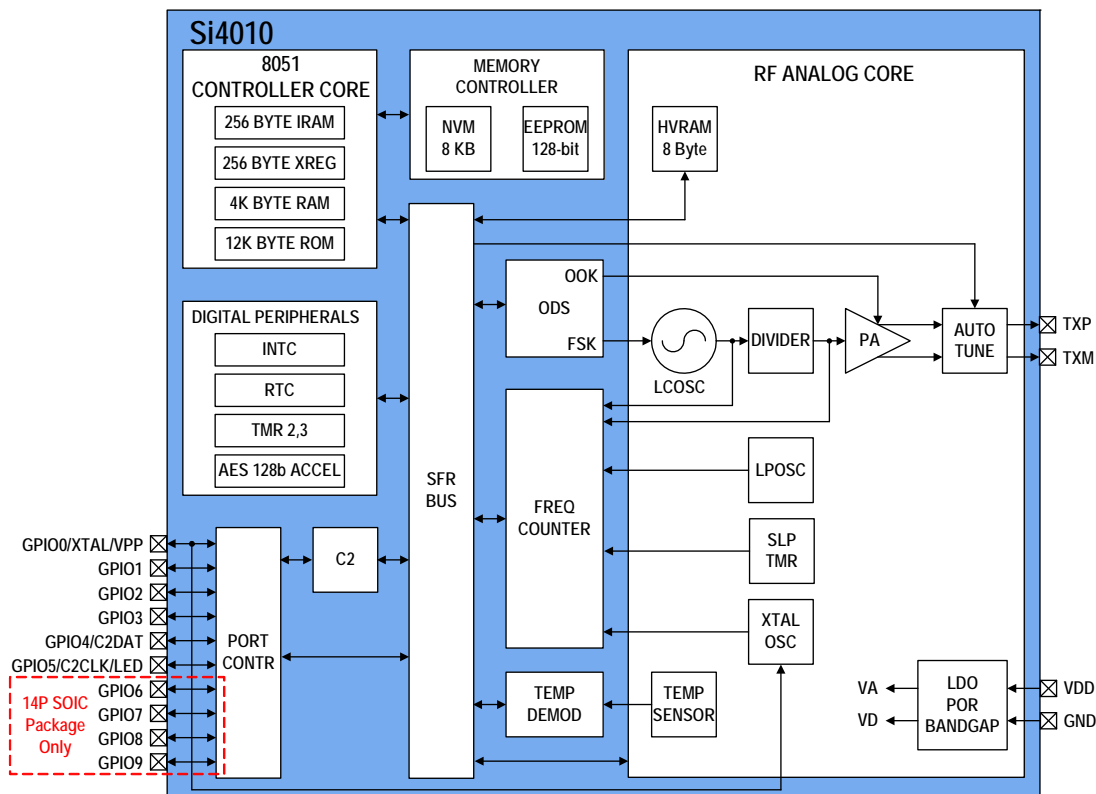
- High-speed crystal-less VCO
- Programmable low-power osc-LPOSC
- Ultra low-power sleep timer
- Optional crystal input for tighter tolerances

Minimal External BOM

- Only one external component required

Applications

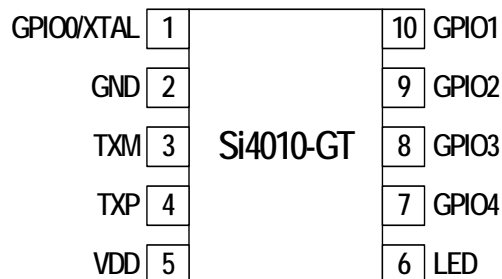
- Garage and gate door openers
- Home automation and security
- Remote keyless entry



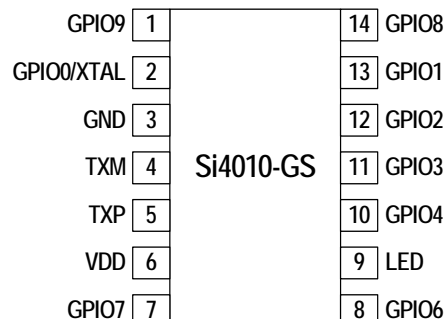
Selected Electrical Specifications

Parameter	Symbol	Conditions	Min	Typ	Max	Units
Supply Voltage	V _{DD}		1.8	—	3.6	V
Supply Current	I _{VDD}	+10 dBm output, OOK, Manchester	—	14.2	—	mA
		+6.5 dBm output, OOK, Manchester	—	11.3	—	mA
		+10 dBm, FSK	—	19.8	—	mA
		+6.5 dBm output, FSK	—	14.1	—	mA
Sleep Timer Mode	I _{ST}	Only sleep timer is enabled	—	700	—	nA
Standby Current	I _{SB}	All GPIO floating or held high	—	10	—	nA
Frequency Range	F _{RF}		27		960	MHz
Frequency Noise (rms)		Allen deviation measured across 1ms interval	—	0.3	—	ppm
Frequency Tuning Time			—	5	—	ms
Carrier Frequency Accuracy		27 MHz ≤ F _{RF} ≤ 960 MHz 0°C ≤ T _A ≤ 70° C	-150	—	+150	ppm
		27 MHz ≤ F _{RF} ≤ 960 MHz -40°C ≤ T _A ≤ 85° C	-250	—	+250	ppm
		Error contribution using optional crystal input	-10	—	+10	ppm
Transmit Power		Maximum programmed transmit power	—	10	—	dBm
		Minimum programmed transmit power	—	-13	—	dBm
		Power variation vs temp and supply, with optimum load and V _{dd} > 2.2V	-1.0	—	+0.5	dB
		Power variation vs temp and supply, with optimum load and V _{dd} > 1.8V	-2.5	—	+0.5	dB
		Step size from -13 to +6.5 dBm	—	0.25	—	dB
PA Edge Ramp Rate Programmable Range		OOK mode	0.34	—	10.7	μs
Data Rate		FSK	0.1	—	100	kBaud
		OOK (Manchester)	0.1	—	50	kBaud

10-pin MSOP Package



14-pin SOIC Package





Smart.
Connected.
Energy-Friendly



Products
www.silabs.com/products



Quality
www.silabs.com/quality



Support and Community
community.silabs.com

Disclaimer

Silicon Laboratories intends to provide customers with the latest, accurate, and in-depth documentation of all peripherals and modules available for system and software implementers using or intending to use the Silicon Laboratories products. Characterization data, available modules and peripherals, memory sizes and memory addresses refer to each specific device, and "Typical" parameters provided can and do vary in different applications. Application examples described herein are for illustrative purposes only. Silicon Laboratories reserves the right to make changes without further notice and limitation to product information, specifications, and descriptions herein, and does not give warranties as to the accuracy or completeness of the included information. Silicon Laboratories shall have no liability for the consequences of use of the information supplied herein. This document does not imply or express copyright licenses granted hereunder to design or fabricate any integrated circuits. The products must not be used within any Life Support System without the specific written consent of Silicon Laboratories. A "Life Support System" is any product or system intended to support or sustain life and/or health, which, if it fails, can be reasonably expected to result in significant personal injury or death. Silicon Laboratories products are generally not intended for military applications. Silicon Laboratories products shall under no circumstances be used in weapons of mass destruction including (but not limited to) nuclear, biological or chemical weapons, or missiles capable of delivering such weapons.

Trademark Information

Silicon Laboratories Inc., Silicon Laboratories, Silicon Labs, SiLabs and the Silicon Labs logo, CMEMS®, EFM, EFM32, EFR, Energy Micro, Energy Micro logo and combinations thereof, "the world's most energy friendly microcontrollers", Ember®, EZLink®, EZMac®, EZRadio®, EZRadioPRO®, DSPLL®, ISOmodem®, Precision32®, ProSLIC®, SiPHY®, USBXpress® and others are trademarks or registered trademarks of Silicon Laboratories Inc. ARM, CORTEX, Cortex-M3 and THUMB are trademarks or registered trademarks of ARM Holdings. Keil is a registered trademark of ARM Limited. All other products or brand names mentioned herein are trademarks of their respective holders.



Silicon Laboratories Inc.
400 West Cesar Chavez
Austin, TX 78701
USA

<http://www.silabs.com>