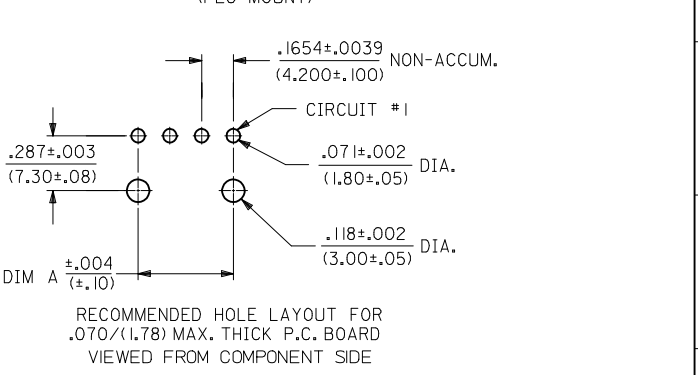
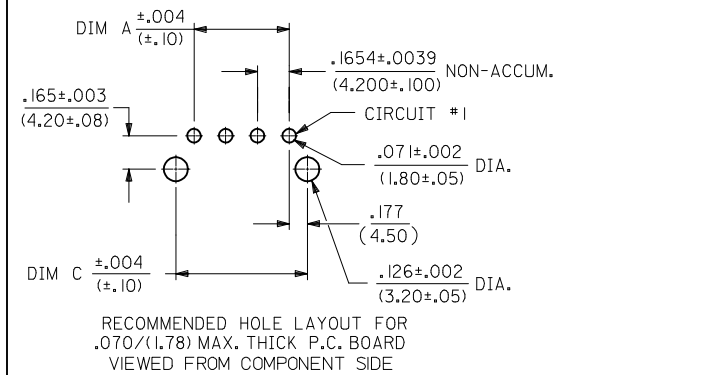
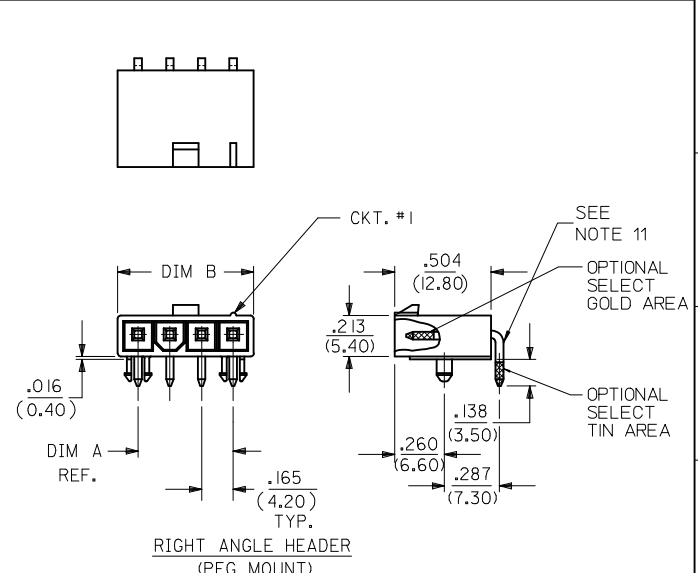
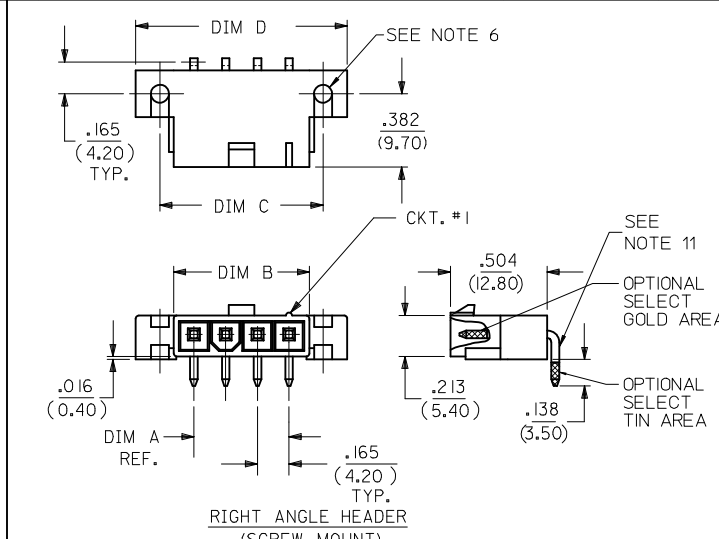


CKT SIZE	DIM A	DIM B	DIM C	DIM D
2	.165 (4.20)	.378 (9.60)	.520 (13.20)	.772 (19.60)
4	.496 (12.60)	.709 (18.00)	.850 (21.60)	1.102 (28.00)
5	.661 (16.80)	.874 (22.20)	1.016 (25.80)	1.268 (32.20)
6	.827 (21.00)	1.039 (26.40)	1.181 (30.00)	1.433 (36.40)
7	.992 (25.20)	1.205 (30.60)	1.346 (34.20)	1.598 (40.60)
8	1.157 (29.40)	1.370 (34.80)	1.512 (38.40)	1.764 (44.80)
9	1.323 (33.60)	1.535 (39.00)	1.677 (42.60)	1.929 (49.00)
10	1.488 (37.80)	1.701 (43.20)	1.843 (46.80)	2.094 (53.20)
11	1.654 (42.00)	1.866 (47.40)	2.008 (51.00)	2.260 (57.40)
12	1.819 (46.20)	2.031 (51.60)	2.173 (55.20)	2.425 (61.60)



172648 - * * * *
 PLATING SEE NOTE 2
 0 = TIN
 1 = GOLD

ASSEMBLY TYPE
 1 = SINGLE ROW W/PEGS
 POSITIVE LOCK
 2 = SINGLE ROW W/SCREW MOUNT
 POSITIVE LOCK

CIRCUIT SIZE

- NOTES:
- MATERIAL: HOUSING: UNFILLED NYLON, UL94V-2, IEC 60335-1, 5TH EDITION GLOW WIRE CAPABLE, COLOR - BLACK. TERMINAL: BRASS ALLOY
 - FINISH (PLATING): GOLD = .000030/(0.00076) MIN. SELECT GOLD OVER .000100/(0.00254) MIN. SELECT MATTE TIN OVER .000050/(0.00127) MIN. NICKEL OVERALL TIN = .000100/(0.00254) MIN. MATTE TIN OVER .000050/(0.00127) MIN. NICKEL OVERALL
 - PRODUCT SPECIFICATION: PS-5556-001
 - PACKAGING SPECIFICATION: BULK PACK PER PK-5569-002 TRAY PACK PER PK-5569-005
 - PART MATES WITH MINI-FIT JR. RECEPTACLE SERIES 46994.
 - SCREW MOUNT PARTS ARE DESIGNED FOR USE WITH #4 OR M3 SELF TAPPING SCREWS.
 - DISCOLORATION IN THE BANDOLIER CARRIER AREA OF THE PIN IS INHERENT TO THE PLATING PROCESS AND IS DUE TO THE MASKING EFFECT OF THE CARRIER. THIS DISCOLORATION IS IN A NON-FUNCTIONAL AREA OF THE PIN AND WILL NOT AFFECT THE PERFORMANCE OF THE HEADER ASSEMBLY.
 - CONNECTORS ARE NOT TO BE MATED AND UNMATED WHILE CIRCUITS ARE LIVE.
 - PARTS ARE NOT DESIGNED FOR CURRENT SHARING.
 - PART CONFORMS TO CLASS "B" REQUIREMENTS OF COSMETIC SPECIFICATION PS-45499-002, WITH THE EXCEPTION OF DISCOLORATION, FLASH AND SINK MEET CLASS "C" REQUIREMENTS.
 - FORMING MARKS ON PINS ARE ACCEPTABLE.

PART NUMBER	CKT SIZE	MOUNTING OPTION	PLATING SEE NOTE 2	PACKAGING
172648-0102	2			TRAY
172648-0104	4	PEG	TIN	BULK
172648-0105	5			
172648-0106	6			TRAY
PART NUMBER	CKT SIZE	MOUNTING OPTION	PLATING SEE NOTE 2	PACKAGING
172648-1102	2			TRAY
172648-1104	4	PEG	GOLD	BULK
172648-1105	5			
172648-1106	6			TRAY

ADD 2&6 CKT P/N'S EC NO: UCP2015-1291 DRAWN: NGUYEN 2014/11/21 CHKD: JELL 2014/11/21 APPR: FSMITH 2015/02/09	QUALITY SYMBOLS ∇=0 ∇=0 ∇=0	GENERAL TOLERANCES (UNLESS SPECIFIED)		DIMENSION STYLE IN/MM		SCALE METRIC		DESIGN UNITS METRIC		THIRD ANGLE PROJECTION	
		4 PLACES ± --- ± --- 3 PLACES ± --- ± .015 2 PLACES ± .38 ± --- 1 PLACE ± --- ± --- 0 PLACE ± --- ± ---		DRAWN BY DATE NGUYEN 2014/04/11 CHECKED BY DATE JBELL 2014/04/11 APPROVED BY DATE FSMITH 2014/05/16		TITLE MINI-FIT JR RIGHT ANGLE HEADER ASSEMBLY SINGLE ROW, GLOW WIRE		molex		SHEET NO. 1 OF 1	
		ANGULAR ± 3°		MATERIAL NO. SEE CHART		DOCUMENT NO. SD-172648-0000		DRAFT WHERE APPLICABLE MUST REMAIN WITHIN DIMENSIONS		THIS DRAWING CONTAINS INFORMATION THAT IS PROPRIETARY TO MOLEX INCORPORATED AND SHOULD NOT BE USED WITHOUT WRITTEN PERMISSION	
		REV A1									