

Customer Information Sheet

DRAWING No.: Z1022-00

SHEET 2 OF 2

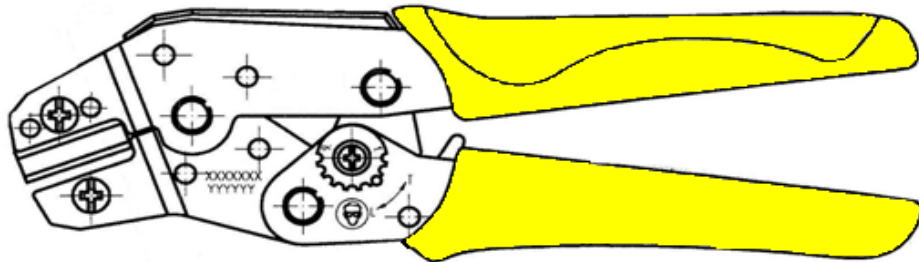
IF IN DOUBT - ASK

©

NOT TO SCALE

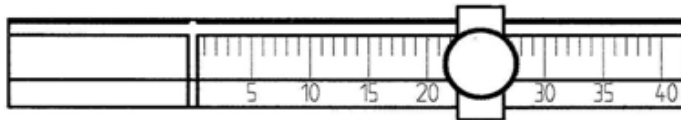
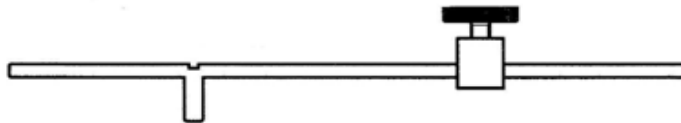
THIRD ANGLE PROJECTION

ALL DIMENSIONS IN mm



NOTES:

1. TO BE USED WITH 2.54mm PITCH PIN HEADERS.



SPARE PARTS:

SPARE BLADES = Z1023-00

SF	5	06.03.13	11962
NAME	ISS.	DATE	C/NOTE
APPROVED:		S.FLOWER	
CHECKED:		S.BENNETT	
DRAWN:		S.BENNETT	
CUSTOMER REF.:			
ASSEMBLY DRG:			

HARWIN

www.harwin.com
technical@harwin.com

THIS DRAWING AND ANY INFORMATION OR DESCRIPTIVE MATTER SET OUT HEREON ARE CONFIDENTIAL AND COPYRIGHT PROPERTY OF THE HARWIN GROUP AND MUST NOT BE DISCLOSED, LOANED, COPIED OR USED FOR MANUFACTURING, TENDERING OR FOR ANY OTHER PURPOSE WITHOUT THEIR WRITTEN PERMISSION.

TOLERANCES

X. = ±1mm
X.X = ±0.25mm
X.XX = ±0.10mm
X.XXX = ±0.01mm
ANGLES = ±5°
UNLESS STATED

MATERIAL:

SEE ABOVE

FINISH:

SEE ABOVE

S/AREA:

mm²

TITLE:

HAND CUTTING TOOL

DRAWING NUMBER:

Z1022-00

SHT
2
OF
2