

EPCOS Sample Kit 2016

SMD NTC Thermistors

Temperature Measurement and Compensation
for General-Use



Temperature measurement and compensation

NTC (negative temperature coefficient) thermistors are thermally sensitive semiconductor resistors which show a decrease in resistance as temperature increases. At $-2\%/K$ to $-6\%/K$, the negative temperature coefficients of resistance are about ten times greater than those of metals and about five times greater than those of silicon temperature sensors. NTC thermistors are simple yet very sensitive and accurate sensing elements for measuring and control circuits.

Features

- Superior performance in high-stability applications
- Accurate temperature sensing up to $+125\text{ }^{\circ}\text{C}$
- Excellent long-term aging stability in high temperature environment
- Short response time
- All SMD NTC thermistors are listed under UL (file number E69802)
- Alternative ratings available on request, e.g. resistance and B value

Applications

- Displays
- Smartphones and wearable devices
- Heating and air-conditioning, radiator cooling fan control units, thermostats
- Household electronics, e.g. refrigerators, washing machines, water boilers
- Battery management systems
- Healthcare
- Smart metering
- Electronic control unit
- Industrial automation
- Security and safety
- Lighting, e.g. LED lighting modules, LED retrofit bulbs and tubes

A short presentation with more details and applications examples can be found under:
www.epcos.com/smdntc_gu

Important information: Some parts of this publication contain statements about the suitability of our products for certain areas of application. These statements are based on our knowledge of typical requirements that are often placed on our products. We expressly point out that these statements cannot be regarded as binding statements about the suitability of our products for a particular customer application. It is incumbent on the customer to check and decide whether a product is suitable for use in a particular application. This publication is only a brief product survey which may be changed from time to time. Our products are described in detail in our data sheets. The *Important notes* (www.epcos.com/ImportantNotes) and the product-specific *Cautions and warnings* must be observed. All relevant information is available through our sales offices.

Components

B57230 V2103F260	B57221 V2103J060		B57261 V2223J060		B57221 V2473J060	B57250 V2473F560		B57250 V2104F360
---------------------	---------------------	--	---------------------	--	---------------------	---------------------	--	---------------------

B57330 V2103F260	B57321 V2103J060	B57371 V2223J060	B57371 V2473J060	B57357 V2473F560	B57374 V2104J060	B57350 V2104F460	B57371 V2474J060	
---------------------	---------------------	---------------------	---------------------	---------------------	---------------------	---------------------	---------------------	--

B57421 V2102J062	B57401 V2103J062	B57421 V2103J062	B57471 V2103J062	B57471 V2223J062	B57471 V2473J062	B57471 V2104J062	B57471 V2474J062	
---------------------	---------------------	---------------------	---------------------	---------------------	---------------------	---------------------	---------------------	--

Electrical specifications and ordering codes					
R_{25}	$\Delta R_R/R_R$	$B_{25/50}$	$B_{25/85}$	$B_{25/100}$	Ordering code
[k Ω]	%	[K]	[K]	[K]	
EIA case size 0402					
10	$\pm 1, \pm 5$	3380	3435	3455 $\pm 1\%$	B57230V2103+260
10	± 5	3940	3980	4000 $\pm 3\%$	B57221V2103J060
22	± 5	4473	4548	4575 $\pm 3\%$	B57261V2223J060
47	± 5	3940	3980	4000 $\pm 3\%$	B57221V2473J060
47	$\pm 1, \pm 3, \pm 5$	4050	4108	4131 $\pm 1\%$	B57250V2473+560 NEW
100	$\pm 1, \pm 3, \pm 5$	4250	4311	4334 $\pm 1\%$	B57250V2104+360 NEW
EIA case size 0603					
10	$\pm 1, \pm 5$	3380	3435	3455 $\pm 1\%$	B57330V2103+260
10	$\pm 3, \pm 5$	3940	3980	4000 $\pm 3\%$	B57321V2103+060
22	$\pm 3, \pm 5$	4386	4455	4480 $\pm 3\%$	B57371V2223+060
47	$\pm 3, \pm 5$	4386	4455	4480 $\pm 3\%$	B57371V2473+060
47	$\pm 1, \pm 3, \pm 5$	4050	4108	4131 $\pm 1.5\%$	B57357V2473+560 NEW
47	$\pm 3, \pm 5$	4050	4108	4131 $\pm 2\%$	B57358V2473+560 NEW
100	$\pm 3, \pm 5$	4386	4455	4480 $\pm 1\%$	B57374V2104+060
100	$\pm 1, \pm 3, \pm 5$	4200	4260	4282 $\pm 1\%$	B57350V2104+460 NEW
100	$\pm 3, \pm 5$	4250	4311	4334 $\pm 2\%$	B57358V2104+360 NEW
470	$\pm 3, \pm 5$	4386	4455	4480 $\pm 3\%$	B57371V2474+060
EIA case size 0805					
1	$\pm 3, \pm 5$	3940	3980	4000 $\pm 3\%$	B57421V2102+062
10	$\pm 3, \pm 5$	3590	3635	3650 $\pm 3\%$	B57401V2103+062
10	$\pm 3, \pm 5$	3940	3980	4000 $\pm 3\%$	B57421V2103+062
10	$\pm 3, \pm 5$	4386	4455	4480 $\pm 3\%$	B57471V2103+062
22	$\pm 3, \pm 5$	4386	4455	4480 $\pm 3\%$	B57471V2223+062
47	$\pm 3, \pm 5$	4386	4455	4480 $\pm 3\%$	B57471V2473+062
100	$\pm 3, \pm 5$	4386	4455	4480 $\pm 3\%$	B57471V2104+062
470	$\pm 3, \pm 5$	4386	4455	4480 $\pm 3\%$	B57471V2474+062

+ = Resistance tolerance:

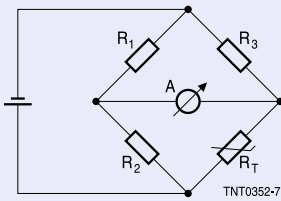
F = $\pm 1\%$

H = $\pm 3\%$

J = $\pm 5\%$

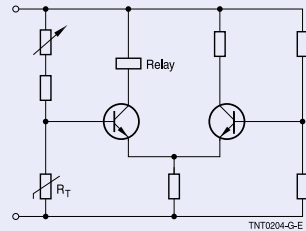
Application examples for SMD NTC thermistors

Industrial and medical thermometers

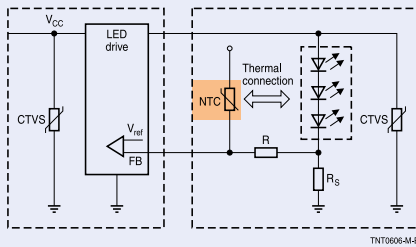


Wheatstone bridge circuit

Thermostats



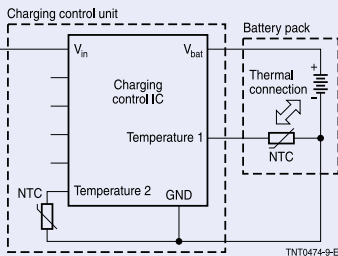
LEDs



Thermal connection with a NTC on LED

- No discoloration
- No reduction in lumens
- Extension of life time
- Performance efficiency optimization
- Optimum design (reduction in number of LEDs)

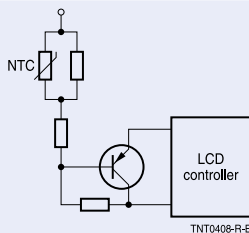
Battery packs



Charging control unit of a battery pack using NTC thermistors as temperature sensor

- Detects temperature rises of the battery cell during charging
- Detects the ambient temperature for optimized charging
- Detects heat generation of a battery cell caused by abnormal current
- Performs temperature compensation for voltage measurement for display of the remaining amount of energy

LCD displays



LCD using a NTC thermistor as temperature sensor

- LCDs are sensitive to temperature and have a limited operating temperature range
- LCD contrast increases with temperature, wasting power at high temperatures
- Low temperatures lead to low contrast
- LCD modules often use temperature compensation circuits with NTC thermistors and resistors

