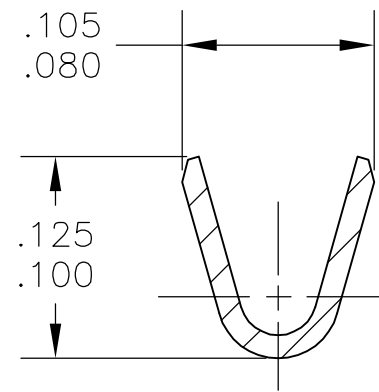
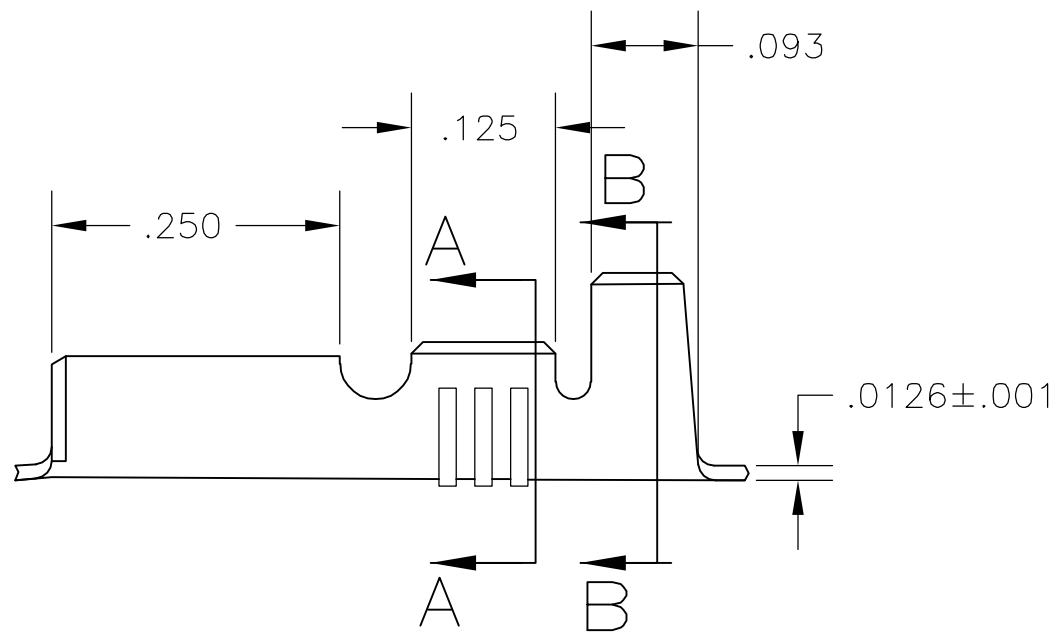
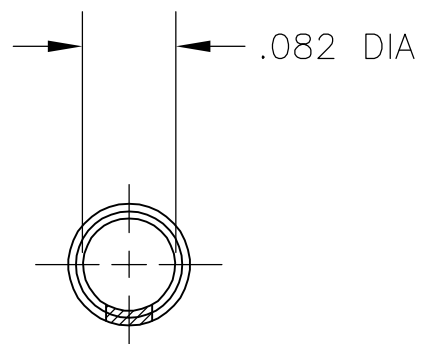
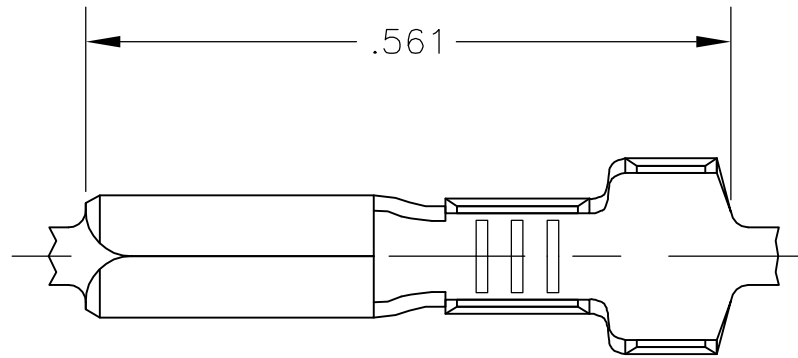


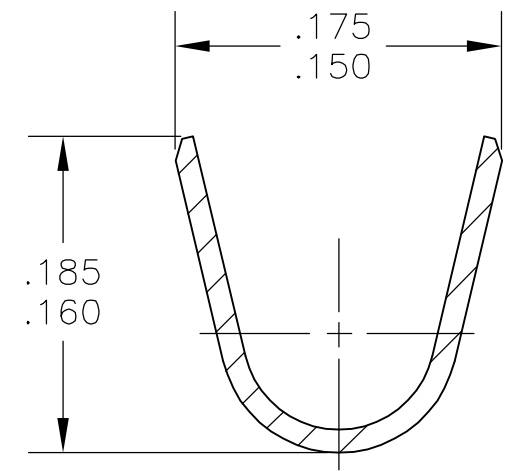
THIS DRAWING IS UNPUBLISHED. RELEASED FOR PUBLICATION
 © COPYRIGHT BY TYCO ELECTRONICS CORPORATION. ALL RIGHTS RESERVED.

LOC	DIST	REVISIONS			
P	LTR	DESCRIPTION	DATE	DWN	APVD
	C	REVISED PER ECR-07-002384	02FEB07	HMR	DD

- 1 CONTINUOUS STRIP ON REELS
- 2 WIRE SIZE IS #22-#18 AWG
- 3 INSULATION RANGE IS .090-.130 DIA.



SECTION A-A
SCALE 10:1



SECTION B-B
SCALE 10:1

1742350-1
PART NO.

THIS DRAWING IS A CONTROLLED DOCUMENT.		DWN JR RUTH 07SEP05	Tyco Electronics Corporation Harrisburg, PA 17105-3608				
DIMENSIONS: INCHES		CHK D DECKER 07SEP05					
TOLERANCES UNLESS OTHERWISE SPECIFIED:		APVD D DECKER 07SEP05	NAME				
0 PLC ± - 1 PLC ± - 2 PLC ± - 3 PLC ± .010 4 PLC ± - ANGLES ± -		PRODUCT SPEC	PIN RECEPTACLE, .082 DIA				
MATERIAL H04 BRASS		FINISH .000080 MIN TIN	APPLICATION SPEC	SIZE A3	CAGE CODE 00779	DRAWING NO C-1742350	RESTRICTED TO
CUSTOMER DRAWING			WEIGHT -	SCALE 6:1	SHEET 1 OF 1	REV C	