

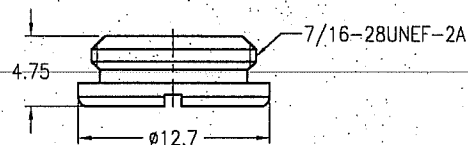
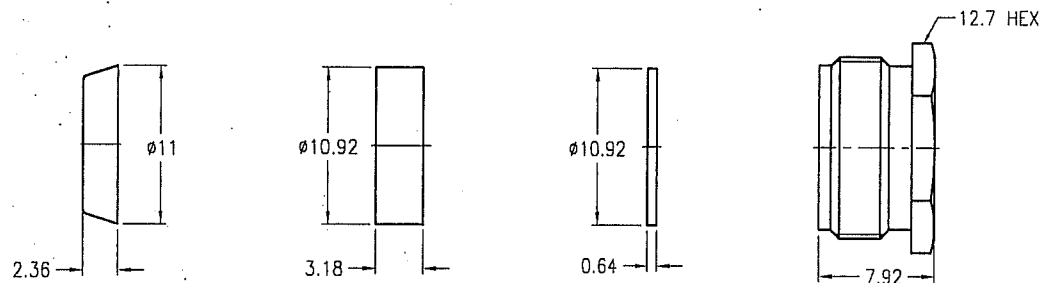
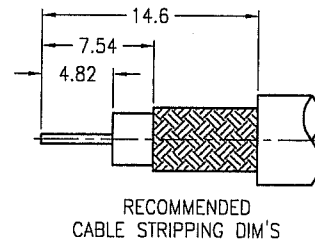
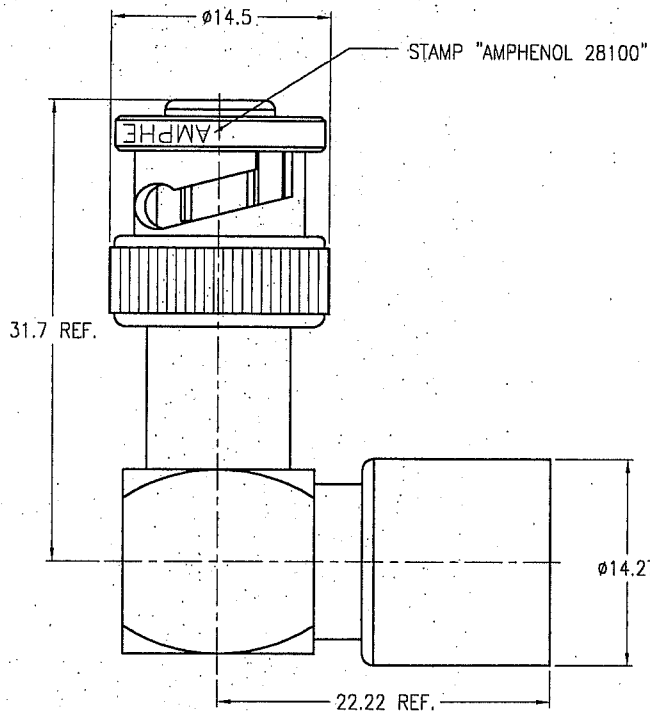
NOTES:

1. MATERIALS AND FINISHES
 BODY - BRASS, NICKEL PLATING
 CONTACT - BRASS, SILVER PLATING
 INSULATOR - PTFE
2. ELECTRICAL:
 A. IMPEDANCE: 50 OHM
 B. DIELECTRIC WITHSTANDING VOLTAGE: 5000 VRMS, MIN.
3. SOFT SOLDER 60/40 WHEN ASSEMBLING CABLE

THIRD ANGLE PROJ.

REVISIONS

REV	DESCRIPTION	DATE	ECO	APPR
A	RELEASE TO MFG.	---	---	---
B	SEE SHEET 1	12-May-08	---	ANGELA.W
M	REDRAWN TO UPDATE FORMAT	11-Dec-08	47242	



CUSTOMER OUTLINE DRAWING

ALL OTHER SHEETS ARE FOR INTERNAL USE ONLY

UNLESS OTHERWISE SPECIFIED, DIMENSIONS ARE IN METRIC AND TOLERANCES ARE:
 0.5 - 6mm ±0.1mm 6 - 30mm ±0.2mm 30 - 120mm ±0.3mm ANGLES ±1°

NOTICE - These drawings, specifications, or other data (1) are, and remain the property of Amphenol Corp. (2) must be returned upon request; and (3) are confidential and not to be disclosed to any person other than those to whom they are given by Amphenol Corp. The furnishing of these drawings, specifications, or other data by Amphenol Corp., or to any other person to anyone for any purpose is not to be regarded by implication or otherwise in any manner licensing, granting rights or permitting such holder or any other person to manufacture, use or sell any product, process or design, patented or otherwise, that may in any way be related to or disclosed by said drawings, specifications, or other data.

MATERIAL	
REFERENCE	
FINISH	

DRAWN SUSAN	DATE 13-Mar-08
ENGINEER CISSY	DATE 13-Mar-08
APPROVED ANGELA.W	DATE 13-Mar-08
CAD FILE F:\DWG\CNPD\28100-MSZ	

TITLE MHV RIGHT ANGLE PLUG (FOR RG-59/U, RG-59, 62 CABLE)		
SCALE: 2/1	SHEET 2 OF 2	
DWG SIZE B	CODE ID 74868	REV M

Amphenol RF Danbury CT USA, Tainan Taiwan, Shenzhen China www.amphenolrf.com	
DRAWING NO. 28100	
ITEM NO. 28100	PART NO. 28100