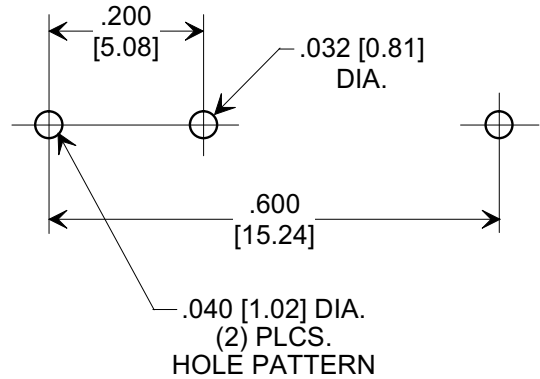
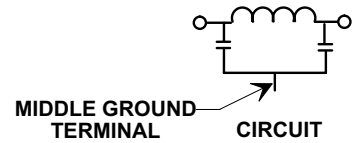
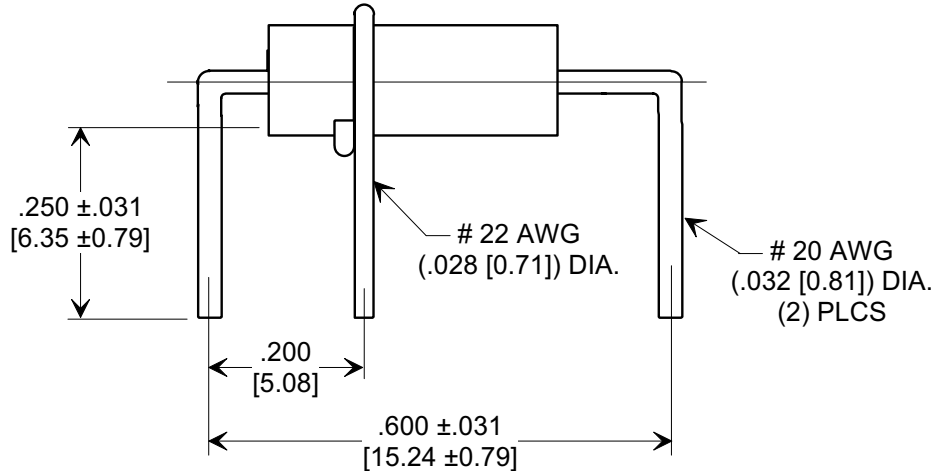
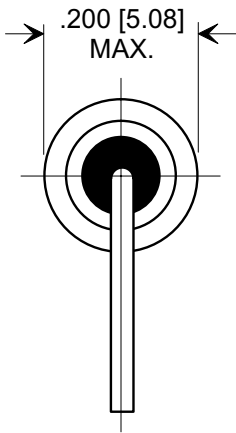
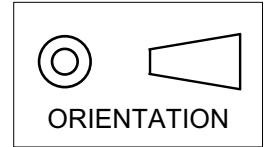


MARKETING SALES DRAWING

DIMENSIONS IN INCHES - DO NOT SCALE THIS DRAWING
 DIMENSIONS IN METRIC - []

Electrical Testing
 per Tusonix standard
 test plans and Mil-Std-202
 Test Methods.



NOTES:

- TUSONIX STANDARD PART NUMBER: 4100-053.
 TUSONIX RoHS COMPLIANT PART NUMBER: 4100-053 LF.
 CUSTOMER MUST SPECIFY STANDARD OR RoHS PART NUMBER WHEN ORDERING.
- LEAD FINISH: STANDARD PART #: 60/40 SOLDER PLATED. RoHS PART #: SILVER PLATED.
- PART MARKING: STANDARD PART: NO MARKING.
 RoHS PART: GREEN INK DOT ON INSULATION BAND.

| Cx 1KHz @ 25°C | WORKING VOLTAGE | | I.R. MIN. @ 100 (VDC) | DWV (VAC) | CURRENT Idc (A) | TYPICAL NO LOAD INSERTION LOSS @ 25°C (dB) PER MIL-STD-220 | | | |
|-------------------|--------------------------------|-------------------|-----------------------------|--------------|--------------------|---|--------|---------|-------|
| | +85°C 250 @ 60 HZ VAC | +125°C 200 VDC | | | | 1 MHz | 10 MHz | 100 MHz | 1 GHz |
| 10,000/5,000 | | | 10 G Ω | 350 | 10 MAX. | 2 | 18 | 60 | 70 |

| | | | | | | |
|--------------|---|--|--|------------------------|---------------|-----------|
| X-2015 Rev-0 | REVISION RECORD | --TOLERANCES-- Unless Otherwise Specified | | Title | | |
| | 0 Original Release C.O. | DECIMAL ± .031 [0.79] | | P.C. BOARD MOUNT | | |
| | 1 WAS SK 6871-001. EC 07-27-88 | ANGLES ± | | π TYPE LOW PASS FILTER | | |
| | 4056 COMPLETELY REVISED & REDRAWN PER SK 6905-000. L.E. 09-29-88 | TUSONIX | | Drawn | S.M. 05-08-00 | Scale 4 X |
| | 2 DIM. REVISED .200 WAS .175. L.E. 11-10-89 | TUCSON, ARIZONA | | Approved | T.C. 05-08-00 | |
| | 4170 4900 RDN TO COMP FMT. S.M. 05-09-00 | A | | 4100-053 | | |