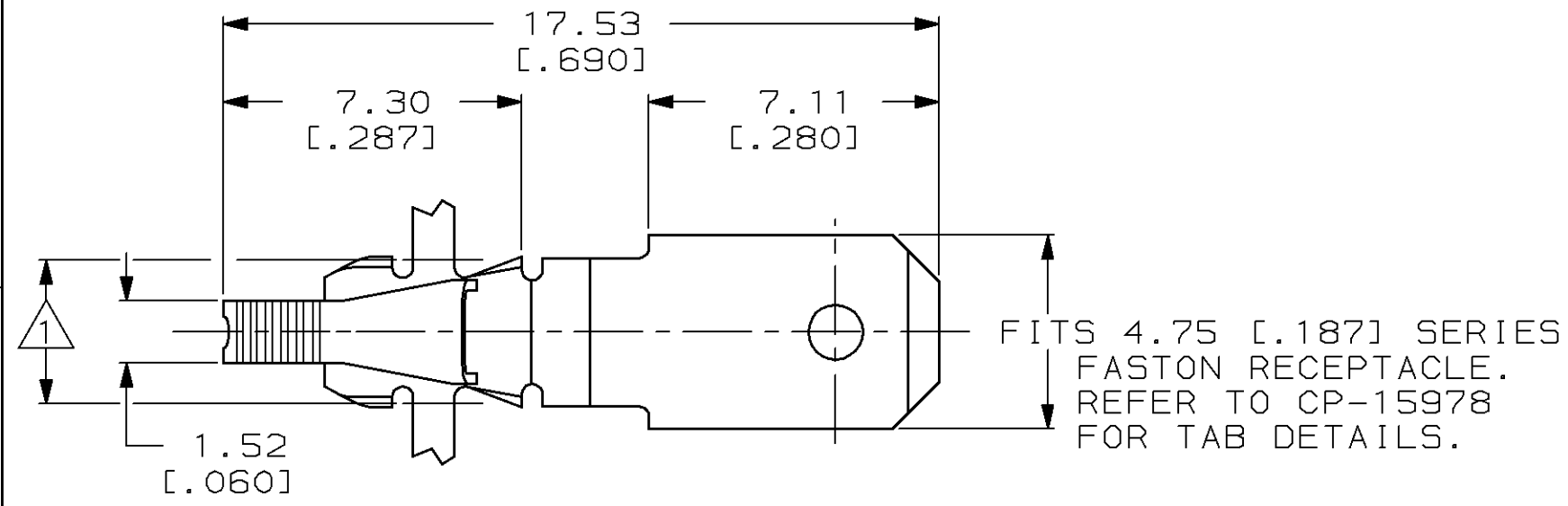
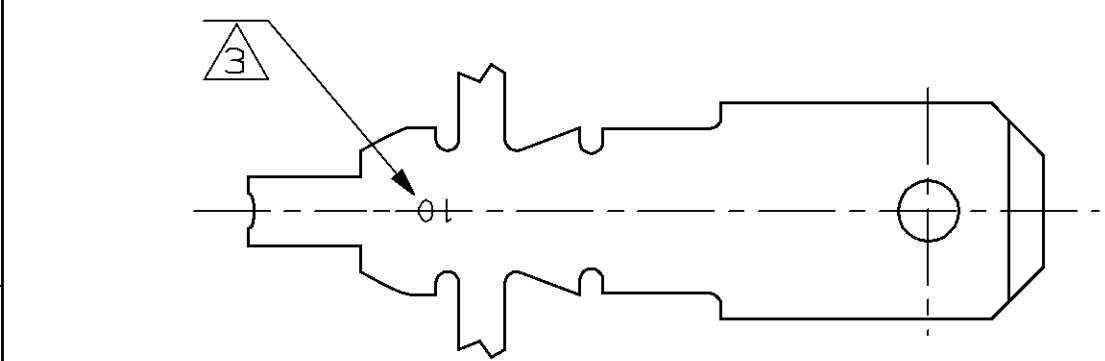
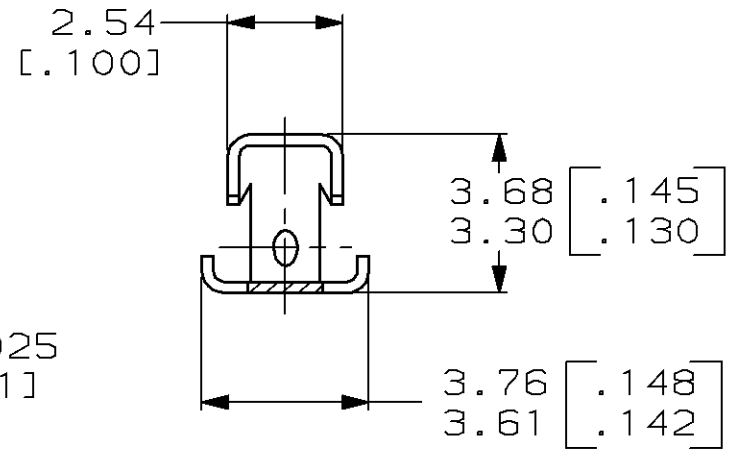
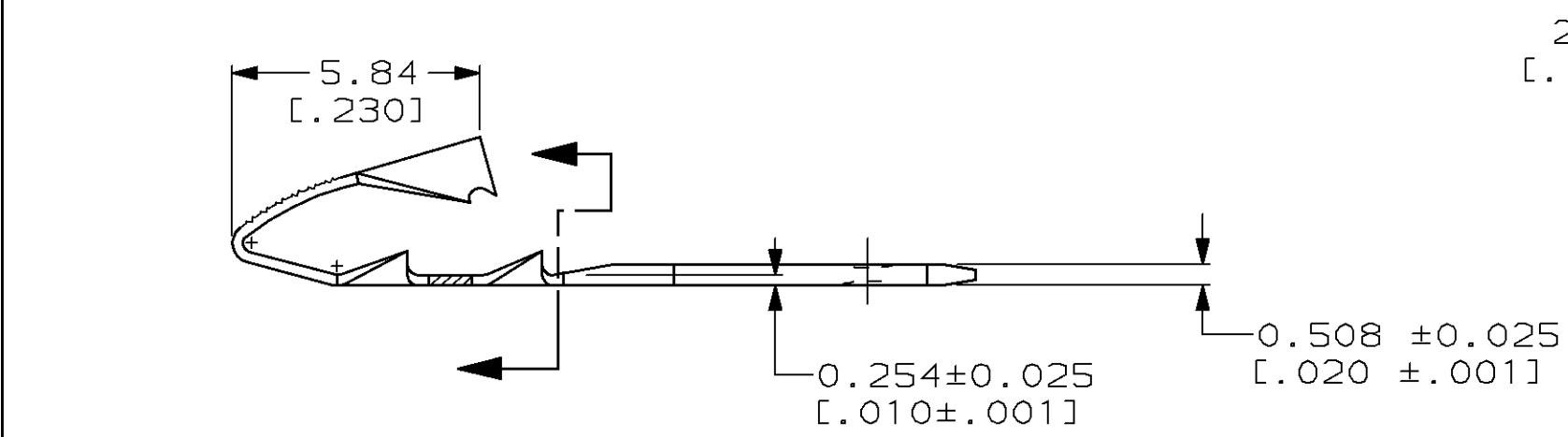


THIS DRAWING IS UNPUBLISHED. RELEASED FOR PUBLICATION, 19 .
 © COPYRIGHT 19 BY AMP INCORPORATED. ALL INTERNATIONAL RIGHTS RESERVED.

LOC	DIST	P	F	ZONE	LTR	REVISIONS	DATE	APPD
AF	50				D	REVISE PER ECN 061A-0215-98	23SEP98	PF/KR



- 1 3.78±0.13 [.149±.005] APPLICATOR CUT-OFF.
- 2 CONTINUOUS STRIP ON REELS WITH TERMINALS LOCATED ON 6.10±0.08 [.240±.003] CENTERS.
- 3 IDENTIFICATION NUMBER 10 FOR MAGNET WIRE RANGE.



THIS DRAWING IS A CONTROLLED DOCUMENT FOR AMP INCORPORATED. IT IS SUBJECT TO CHANGE AND THE CONTROLLING ENGINEERING ORGANIZATION SHOULD BE CONTACTED FOR THE LATEST REVISION.

0.05-0.13mm [#44-#36] AWG	63778-1
MAGNET WIRE RANGE	PART NO

DO NOT SCALE PRINT, UNLESS SPECIFIED DIMENSIONS IN mm [INCHES] TOLERANCES ON: 2 PLC DEC ± 0.25 [.010] 3 PLC DEC ± - ANGLES ± -	DR 17/FEB/94 MICHAEL S. FEHER	AMP AMP Incorporated Harrisburg, PA 17105-3608
	CHK 19/FEB/94 JEFF R. RUTH	
	APPD 19/FEB/94 ALEX HUNT III	
	APPD 19/FEB/94 TERRY L. SHUTTER	
MATERIAL H02 PRE-MILLED BRASS	PRODUCT SPEC 108-2016	NAME TAB, 4.75 [.187] FASTON,™ MINI MAG-MATE™
FINISH 0.002032 [.000080] MIN TIN PER MIL-T-10727	APPLICATION SPEC 114-2047	SIZE B CAGE CODE 00779 DRAWING NO C-63778
	WEIGHT -	SCALE 6:1 SHEET 1 OF 1