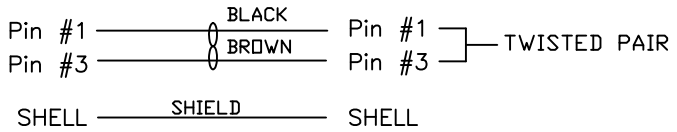


1. CONNECTOR 1 : 850-002-203RSS1, MOLDED STRAIGHT HOOD, COLOR BLACK
2. CONNECTOR 2 : 850-002-203RSS1, MOLDED STRAIGHT HOOD, COLOR BLACK
3. WIRE : 28AWG, 2 TWISTED PAIRS, UL20276, FOIL/BRAID/DRAIN WIRE SHIELD, COLOR BLACK, 30V
4. CABLE DIAMETER : 0.146 [3.70] ±0.006 [±0.15]
5. PIN OUT :

WIRING SCHEMATIC



CCA-000-MYYR233

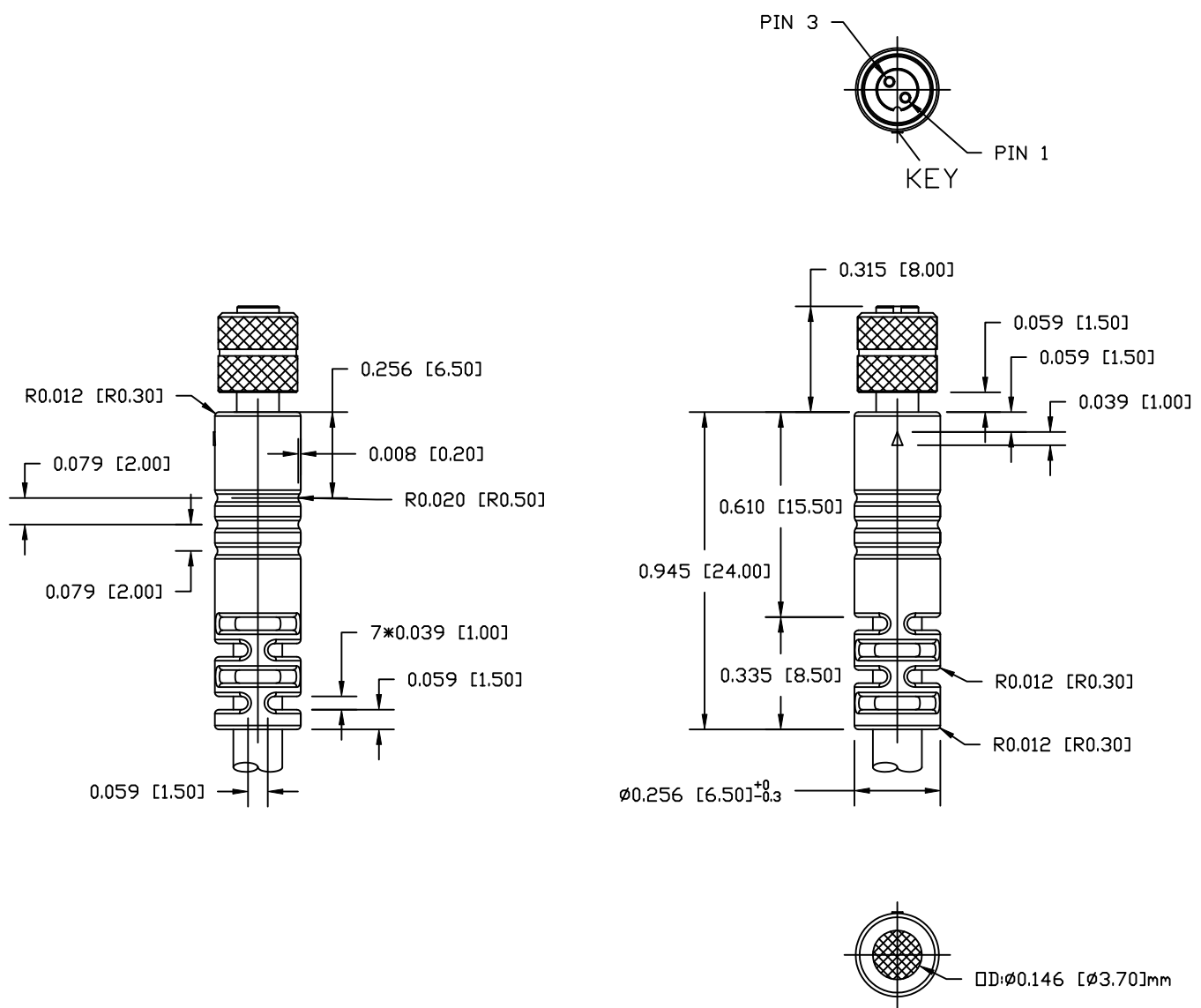
- 01 = 1 METER
- 02 = 2 METERS
- 03 = 3 METERS

\*\*SEE PAGE 3 FOR CABLE SPECIFICATIONS

**RoHS COMPLIANT**

DO NOT SCALE FROM DRAWING

	THESE DRAWINGS AND SPECIFICATIONS ARE THE PROPERTY OF NorComp AND SHALL NOT BE REPRODUCED, COPIED OR USED AS THE BASIS FOR THE MANUFACTURE OR SALE OF APPARATUS WITHOUT WRITTEN PERMISSION.	DRAWN: <b>M. SIGMON</b>	DATE: 09-25-15	<h1>NorComp</h1>	SCALE: NTS	SHEET 1 OF 3	REV 0
	CHECKED:	DATE:	DWG NO.		CCA-000-MYYR233		



RoHS COMPLIANT

DO NOT SCALE FROM DRAWING



THESE DRAWINGS AND SPECIFICATIONS ARE THE PROPERTY OF NorComp AND SHALL NOT BE REPRODUCED, COPIED OR USED AS THE BASIS FOR THE MANUFACTURE OR SALE OF APPARATUS WITHOUT WRITTEN PERMISSION.

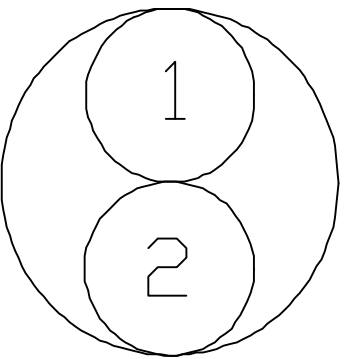
DRAWN: M. SIGMON  
 DATE: 09-25-15  
 CHECKED:  
 DATE:

NorComp

SCALE: NTS  
 SHEET 2 OF 3  
 REV 0  
 DWG NO. CCA-000-MYYR233

ELECTRICAL CHARACTERISTICS

VOLTAGE RATING : 30V  
 TEMPERATURE RATING : 80°C  
 SPARK TEST : AC-500V/0.15 sec MIN.  
 DIELECTRIC STRENGTH : AC-750V/1 sec MIN.  
 INSULATION RESISTANCE : SR-PVC: DC-500V 10 MOHM/KM MIN. AT 20°C  
 CONDUCTOR RESISTANCE : 28AWG-244 OHM/KM MAX. AT 25°C



COLOR CODE

- 1. BLACK & BROWN (P570 & P571)
- 2. RED & ORANGE (P572 & P573)

RoHS COMPLIANT

DO NOT SCALE FROM DRAWING



THESE DRAWINGS AND SPECIFICATIONS ARE THE PROPERTY OF NorComp AND SHALL NOT BE REPRODUCED, COPIED OR USED AS THE BASIS FOR THE MANUFACTURE OR SALE OF APPARATUS WITHOUT WRITTEN PERMISSION.

DRAWN: M. SIGMON  
 DATE: 09-25-15  
 CHECKED:  
 DATE:

NorComp

SCALE: NTS	SHEET 3 OF 3	REV 0
DWG NO. CCA-000-MYYR233		