



PIT 4-HESILED 24 (5X20)

Order No.: 3211903



<http://eshop.phoenixcontact.de/phoenix/treeViewClick.do?UID=3211903>

Lever-type fuse terminal block, black, for 5 x 20 mm G fuse inserts, with LED for 24 V DC

Commercial data	
GTIN (EAN)	
sales group	A650
Pack	50 pcs.
Customs tariff	85369010
Catalog page information	Page 108 (CL1-2011)

Product notes

WEEE/RoHS-compliant since: 01/07/2009



<http://www.download.phoenixcontact.com>
Please note that the data given here has been taken from the online catalog. For comprehensive information and data, please refer to the user documentation. The General Terms and Conditions of Use apply to Internet downloads.

Technical data

General	
Note	The current is determined by the fuse used, the voltage by the selected LED. If the fuse is faulty, the downstream circuit will not be disconnected.
Number of levels	1
Number of connections	2

Color	black
Insulating material	PA
Inflammability class acc. to UL 94	V0

Dimensions

Width	6.2 mm
Length	56 mm
Height NS 35/7.5	62.5 mm
Height NS 35/15	70 mm

Technical data

Fuse	G / 5 x 20
Fuse type	Glass
LED voltage range	12 V AC/DC ... 30 V AC/DC
Rated surge voltage	4 kV
Pollution degree	3
Surge voltage category	III
Insulating material group	I
Connection in acc. with standard	IEC 60947-7-3
Nominal current I_N	6.3 A
Nominal voltage U_N	24 V
Power loss	≥ 1.6 W (With single arrangement of the fuse terminal block in the event of overload)
	≥ 1.6 W (With interconnected arrangement of several fuse terminal blocks in the event of overload)
	≥ 4 W (With single arrangement of the fuse terminal block in the event of a short-circuit)
	≥ 2.5 W (With interconnected arrangement of several fuse terminal blocks in the event of a short-circuit)
LED voltage range	12 V AC/DC ... 30 V AC/DC
LED current range	0.31 mA ... 0.95 mA

Connection data

Conductor cross section solid min.	0.2 mm ²
Conductor cross section solid max.	6 mm ²
Conductor cross section stranded min.	0.2 mm ²
Conductor cross section stranded max.	4 mm ²
Conductor cross section AWG/kcmil min.	24

Conductor cross section AWG/kcmil max	10
Conductor cross section stranded, with ferrule without plastic sleeve min.	0.25 mm ²
Conductor cross section stranded, with ferrule without plastic sleeve max.	4 mm ²
Conductor cross section stranded, with ferrule with plastic sleeve min.	0.25 mm ²
Conductor cross section stranded, with ferrule with plastic sleeve max.	4 mm ²
2 conductors with same cross section, stranded, TWIN ferrules with plastic sleeve, min.	0.5 mm ²
2 conductors with same cross section, stranded, TWIN ferrules with plastic sleeve, max.	1 mm ²
Connection method	Push-In connection
Stripping length	10 mm
Internal cylindrical gage	A4

Certificates / Approvals



Certification GL, GOST

Accessories

Item	Designation	Description
Assembly		
3030721	ATP-ST 4	Partition plate, Length: 61 mm, Width: 2 mm, Height: 42 mm, Color: gray
3022276	CLIPFIX 35-5	Snap-on end bracket, for NS 35/7.5 or NS 35/15 DIN rail, can be fitted with Zack strip ZB 5 and ZBF 5, terminal strip marker KLM 2 and KLM, parking facility for FBS...5, FBS...6, KSS 5, KSS 6, width: 5,15 mm, color: gray
3030420	D-ST 4	End cover, Length: 56 mm, Width: 2.2 mm, Height: 36.5 mm, Color: gray
0801704	NS 35/ 7,5 AL UNPERF 2000MM	DIN rail, material: Aluminum, unperforated, height 7.5 mm, width 35 mm, length: 2 m
0801762	NS 35/ 7,5 CU UNPERF 2000MM	DIN rail, material: Copper, unperforated, height 7.5 mm, width 35 mm, length: 2 m

1207640	NS 35/ 7,5 PERF 755MM	NS 35 DIN rail, height 7.5 mm, length 755 mm
1207653	NS 35/ 7,5 PERF 955MM	NS35 DIN rail, height 7.5 mm, length 955 mm
1207666	NS 35/ 7,5 PERF 1155MM	NS 35 DIN rail, height 7.5 mm, length 1155 mm
0801733	NS 35/ 7,5 PERF 2000MM	DIN rail, material: Steel, galvanized and passivated with a thick layer, perforated, height 7.5 mm, width 35 mm, length: 2 m
1208131	NS 35/ 7,5 PERF/...	DIN rail, Width: 35 mm, Height: 7.5 mm, Color: silver
0801681	NS 35/ 7,5 UNPERF 2000MM	DIN rail, material: Steel, unperforated, height 7.5 mm, width 35 mm, length: 2 m
1208115	NS 35/ 7,5 UNPERF/...	DIN rail, Width: 35 mm, Height: 7.5 mm, Color: silver
1208128	NS 35/ 7,5 UNPERF/SO/...	DIN rail, Width: 35 mm, Height: 7.5 mm, Color: silver
0801377	NS 35/ 7,5 V2A UNPERF 2000MM	DIN rail, Width: 35 mm, Height: 7.5 mm, Length: 2000 mm, Color: silver
1206421	NS 35/ 7,5 ZN PERF 2000MM	DIN rail, material: Galvanized, perforated, height 7.5 mm, width 35 mm, length: 2 m
1206434	NS 35/ 7,5 ZN UNPERF 2000MM	DIN rail, material: Galvanized, unperforated, height 7.5 mm, width 35 mm, length: 2 m
1201895	NS 35/15 CU UNPERF 2000MM	DIN rail, material: Copper, unperforated, 1.5 mm thick, height 15 mm, width 35 mm, length: 2 m
1201730	NS 35/15 PERF 2000MM	DIN rail, material: Steel, perforated, height 15 mm, width 35 mm, length: 2 m
1201714	NS 35/15 UNPERF 2000MM	DIN rail, material: Steel, unperforated, height 15 mm, width 35 mm, length: 2 m
1208144	NS 35/15 UNPERF/...	DIN rail, Width: 35 mm, Height: 15 mm, Color: silver
1208157	NS 35/15 UNPERF/SO/...	DIN rail, Width: 35 mm, Height: 15 mm, Color: silver
1206586	NS 35/15 ZN UNPERF 2000MM	DIN rail, material: Galvanized, unperforated, height 15 mm, width 35 mm, length: 2 m
3004207	VS	Connection pin, Length: 1000 mm, Color: gray

Bridges

3030336	FBS 2-6	Plug-in bridge, Number of positions: 2, Color: red
3030242	FBS 3-6	Plug-in bridge, Number of positions: 3, Color: red
3030255	FBS 4-6	Plug-in bridge, Number of positions: 4, Color: red
3030349	FBS 5-6	Plug-in bridge, Number of positions: 5, Color: red
3030271	FBS 10-6	Plug-in bridge, Number of positions: 10, Color: red
3030365	FBS 20-6	Plug-in bridge, Number of positions: 20, Color: red

General

0828282	CARRIER-TM 300	Marker adapter , 300 mm long, can be snapped into the marker groove, designed to accommodate ZB ... or UC-TM ...
3032075	DMET 5X20	Feed-through metal in the shape of a 5 x 20 mm glass tube fuse insert for use in fuse terminal blocks.

Marking

0816430	TMT 5 R	Markers for terminal blocks with 5 mm pitch, perforated, unprinted, for all terminal blocks with ZB and ZBF keyway, can be labelled using a thermo transfer printer, 1 roll = 1,000 strips, 19 labels/ strips, strip height: 6.4 mm
0816498	TMT 6 R	Markers for terminal blocks with 6 mm pitch, perforated, unprinted, for all terminal blocks with ZB and ZBF keyway, can be labelled using a thermo transfer printer, 1 roll = 1,000 strips, 16 labels/ strips, strip height: 6.4 mm
0828295	TMT (EX9,5)R	Terminal marking with 9.5 mm strip height, continuous, without color print, for all terminals with ZB or ZBF groove, can be labeled using a thermal transfer printer, 1 roll = 50 m
0818108	UC-TM 5	UniCard materials for labeling terminal blocks with a marker groove,96-section, can be labeled with BLUEMARK and CMS-P1-PLOTTER, color: white
0818085	UC-TM 6	UniCard materials for labeling terminal blocks with a marker groove,80-section, can be labeled with BLUEMARK and CMS-P1-PLOTTER, color: white
0818153	UC-TMF 5	UniCard materials for labeling terminal blocks using a flat marker groove, 96-section, can be labeled with BLUEMARK and CMS-P1-PLOTTER, color: white
0818140	UC-TMF 6	UniCard materials for labeling terminal blocks using a flat marker groove, 80-section, can be labeled with BLUEMARK and CMS-P1-PLOTTER, color: white
1050004	ZB 5 :UNBEDRUCKT	Zack strip, unprinted, 10-section, for individual labeling with M-PEN, ZB-T or CMS system, pack is sufficient for 100 terminal blocks, for a terminal width of 5.2 mm, color: White
1051003	ZB 6:UNBEDRUCKT	Zack strip, unprinted, strips with 10 labels for individual labeling with M-PEN or CMS system, for terminal block width: 6.2 mm, color: white
0808642	ZBF 5:UNBEDRUCKT	Zack strip, flat, unprinted: 10-section, for individual labeling with M-PEN or ZBF-T, sufficient for 100 terminal blocks, color: white
0808710	ZBF 6:UNBEDRUCKT	Zack strip, flat, unprinted: 10-section, for individual labeling with M-PEN or ZBF-T, sufficient for 100 terminal blocks, color: white

Plug/Adapter

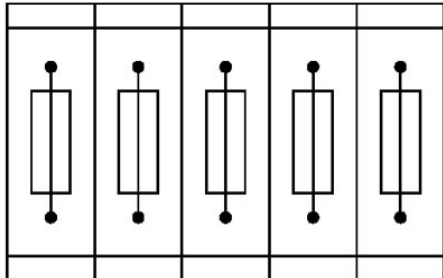
3002885	ISH 4/0,5	Insulating sleeve, Color: gray
3002898	ISH 4/1,0	Insulating sleeve, Color: black

Tools

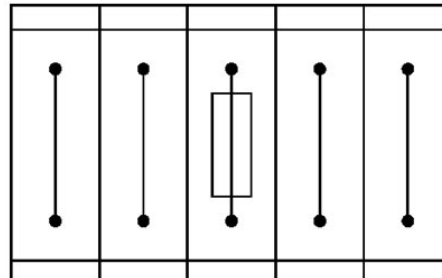
1204517	SZF 1-0,6X3,5	Actuation tool, for ST terminal blocks, also suitable for use as a bladed screwdriver, size: 0.6 x 3.5 x 100 mm, 2-component grip, with non-slip grip
---------	---------------	---

Diagrams/Drawings

Application drawing

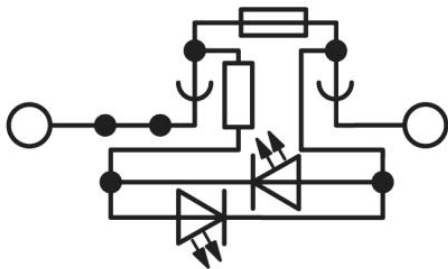


Fuse terminal blocks in interconnected arrangement, block consisting of 5 fuse terminal blocks



Fuse terminal block in single arrangement, block consisting of one fuse terminal block and 4 feed-through terminal blocks

Circuit diagram



Address

PHOENIX CONTACT GmbH & Co. KG
Flachmarktstr. 8
32825 Blomberg, Germany
Phone +49 5235 3 00
Fax +49 5235 3 41200
<http://www.phoenixcontact.com>



© 2011 Phoenix Contact
Technical modifications reserved;