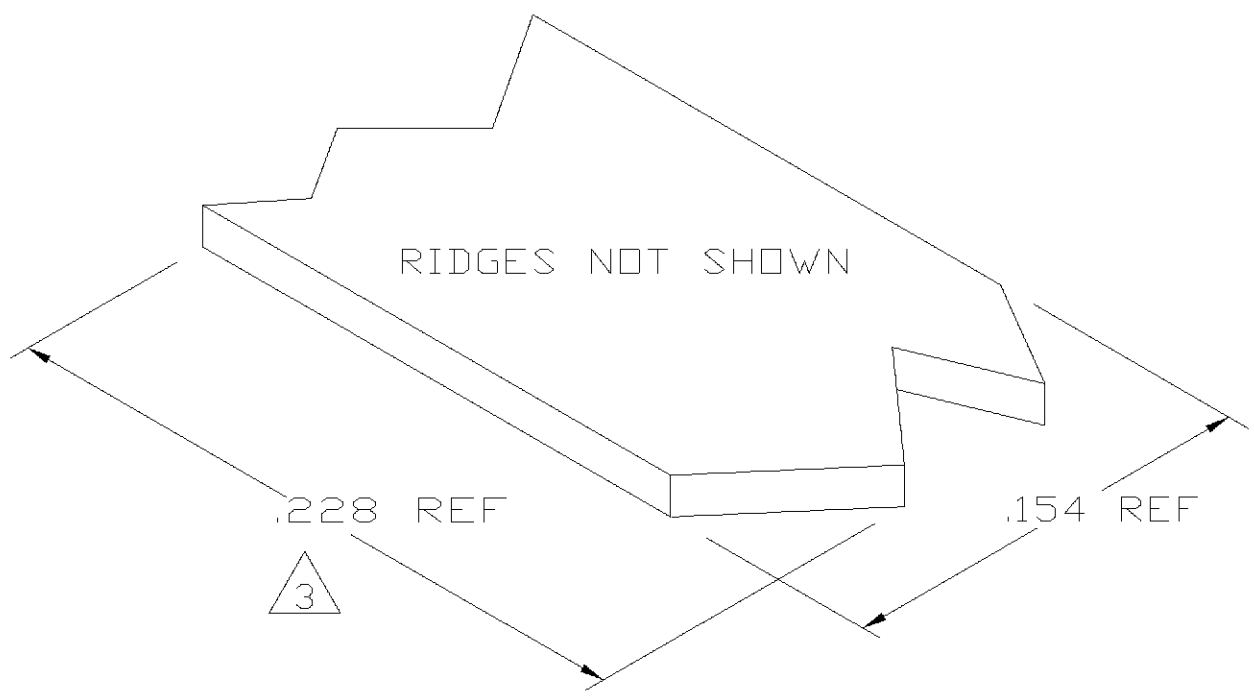
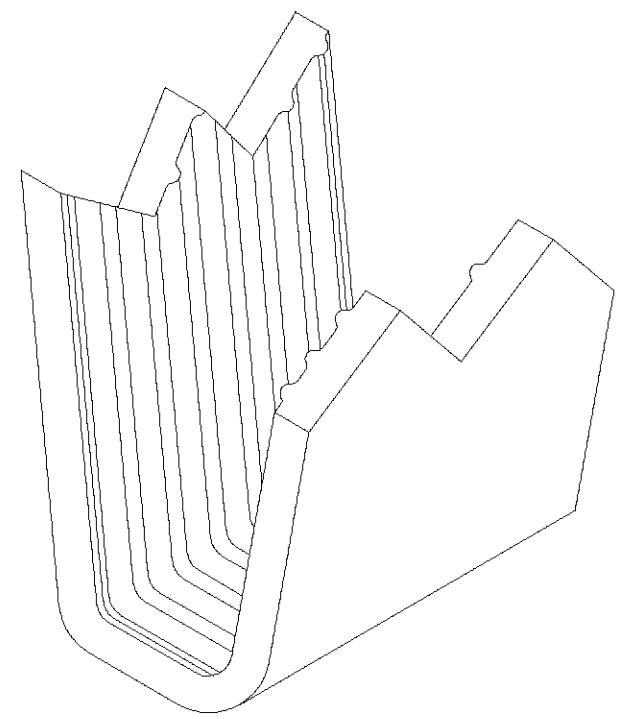
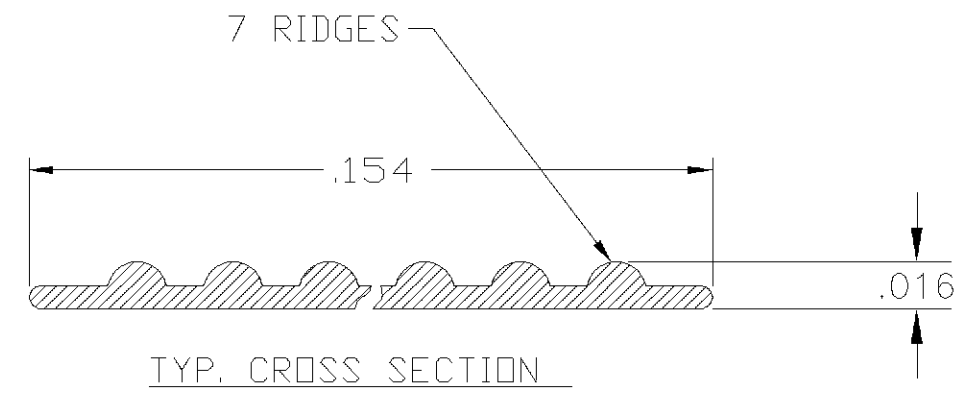


THIS DRAWING IS UNPUBLISHED. RELEASED FOR PUBLICATION
 © COPYRIGHT BY TYCO ELECTRONICS CORPORATION. ALL RIGHTS RESERVED.

LOC	DIST	REVISIONS			
P	LTR	DESCRIPTION	DATE	DWN	APVD
AF	50	0	TRANSFERED TO TYCO FORMAT	03MAY02	MF EH



- 1 CRIMPBAND MATERIAL PROVIDED IN CONTINUOUS STRIP.
- 2 REFERENCE DESCRIPTIVE PART NUMBER P032/036D16B.
- 3 BLANK LENGTH DETERMINED BY 032/036 TOOLSET.



PARTIAL FORMED VIEW (REF)
FORMED BY APPLICATION TOOLING

1601797-1
PART NUMBER

THIS DRAWING IS A CONTROLLED DOCUMENT.		DWN MICHAEL S. FEHER 03MAY2002	Tyco Electronics Corporation Harrisburg, PA 17105-3608	
DIMENSIONS: INCHES	TOLERANCES UNLESS OTHERWISE SPECIFIED:	CHK EDWARD HOWARD 16APR2002	NAME -	
	0 PLC ± -	APVD EDWARD HOWARD 16APR2002	CRIMPBAND, RTM	
	1 PLC ± -	PRODUCT SPEC	-	
	2 PLC ± -	APPLICATION SPEC	SIZE	CAGE CODE
	3 PLC ± .005	WEIGHT	A3	00779
	4 PLC ± -	CUSTOMER DRAWING	DRAWING NO C-1601797	
MATERIAL UNS C26000 BRASS	FINISH NONE	RESTRICTED TO	SCALE	SHEET
		-	1:1	1 OF 1
			REV	0