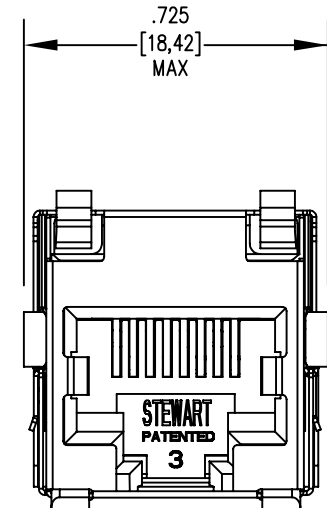
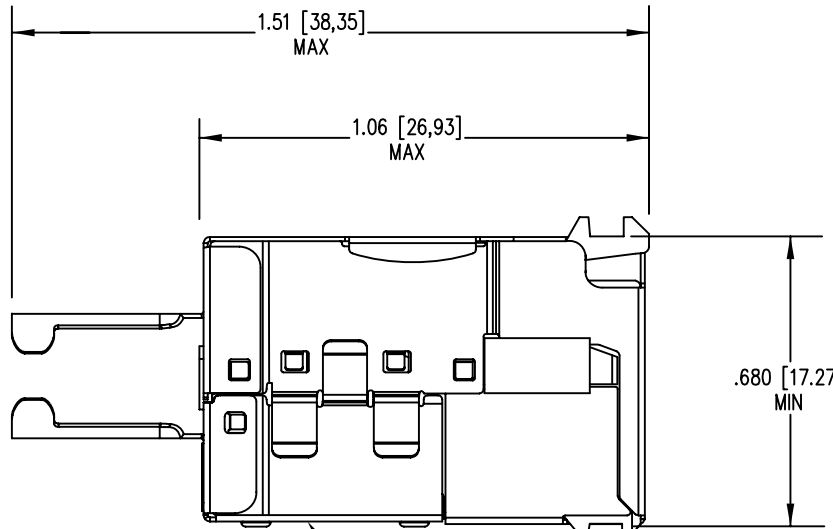
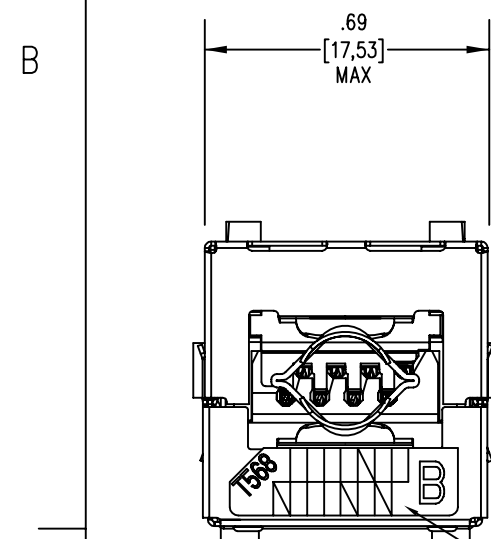
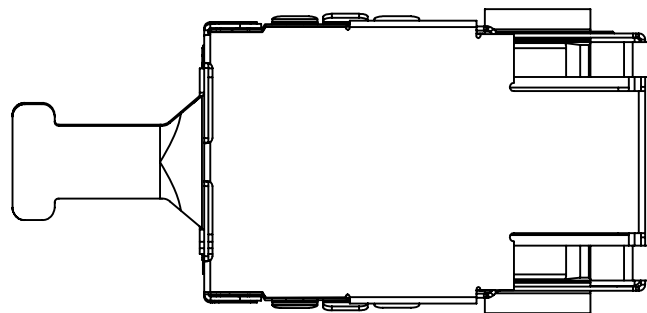
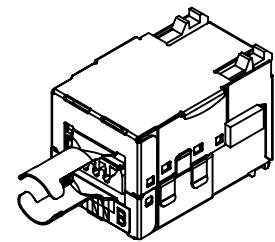


DATE	REV	ECN	APP'D. BY
7-6-09	A4	8775	TRM
1-17-11	A5	9123	TRM



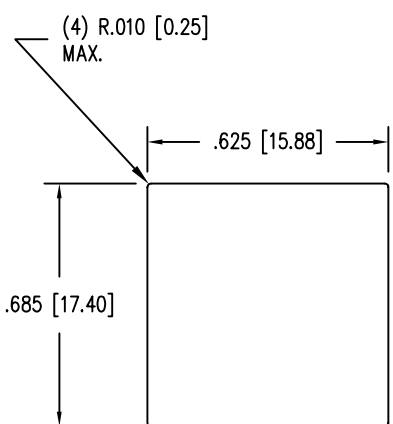
WIRING IDENTIFICATION LABEL

WIRE STRAIN RELIEF

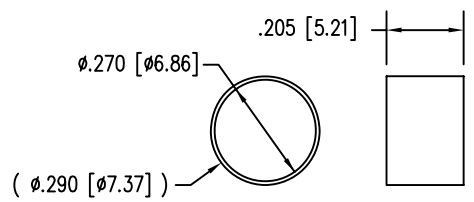
LOAD BAR

- NOTES:
- CONNECTOR MATERIALS:  
HOUSING: THERMOPLASTIC UL94 V-0  
CONTACTS/SHIELD: COPPER ALLOY  
SHIELD PLATING: NICKEL  
FERRULE PLATING: NICKEL OR TIN  
CONTACT PLATING: SELECTIVE GOLD IN CONTACT AREA  
SEE CHART FOR PART NUMBER
  - FOR PRODUCT SPECIFICATIONS SEE PRO26-01.
  - DIMENSIONS AND TOLERANCES COMPLY WITH TIA-1096 STANDARD.

50 MICRO-INCHES [1.27um]	SS-82100-001
CONTACT PLATING IN MATING AREA	PART NUMBER



RECOMMENDED PANEL OPENING  
.074 [1.88] MAXIMUM PANEL THICKNESS



FERRULE  
P/N F-270-205



THIRD ANGLE PROJECTION	
DO NOT SCALE DRAWING DRAWING IS SUBJECT TO CHANGE WITHOUT NOTICE	
DIMENSIONS: INCHES [METRIC]	
UNLESS OTHERWISE SPECIFIED TOLERANCES ARE ±.005 [0.13] ANGLES ARE ± 1°	
SHEET NO. 1 OF 1	

## Bel Stewart Connector

11118 Susquehanna Trail South  
Glen Rock, PA 17327-9199  
(717) 235-7512 Fax: (717) 235-7954 <http://www.stewartconnector.com>

**TITLE:** SHIELDED CABLE READY CAT5e JACK (SHOWN IN TERMINATED CONDITION)

DRN BY: TRM	DATE: 7-18-05
APPD BY: DHG	DATE: 7-18-05
DWG NO. CT820006	REV. A5

THIS DRAWING AND THE SUBJECT MATTER SHOWN THEREON ARE CONFIDENTIAL AND THE PROPRIETARY PROPERTY OF BEL STEWART CONNECTOR AND SHALL NOT BE REPRODUCED, COPIED, OR USED IN ANY MANNER WITHOUT PRIOR WRITTEN CONSENT OF BEL STEWART CONNECTOR. THE SUBJECT MATTER MAY BE PATENTED OR A PATENT MAY BE PENDING.

REV. 6/3/05

B

B

A

A

2

1

AutoCAD